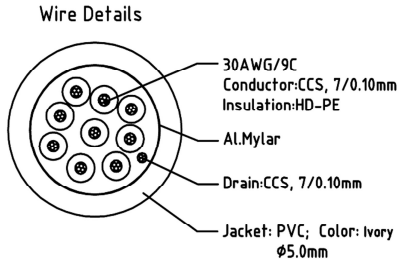
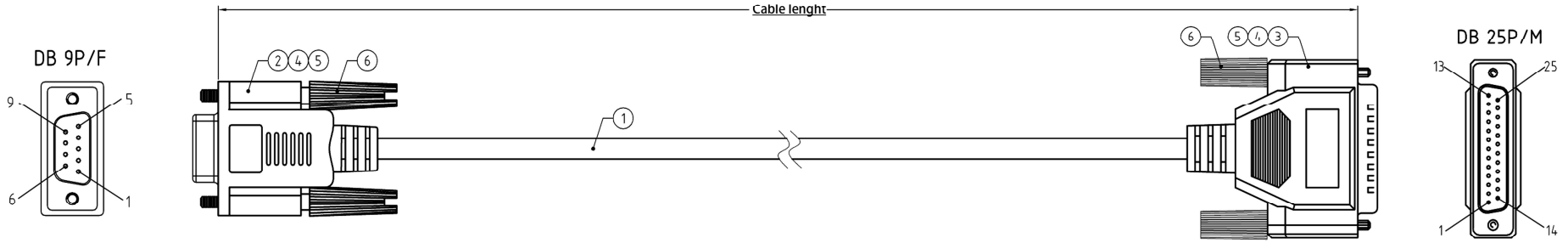


NOTE: ALL MATERIAL COMPLIANT ROHS STANDARD

REVISION INFORMATION			
Rev.	Rev.Date	Modified By	Brief Description

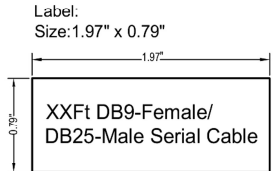
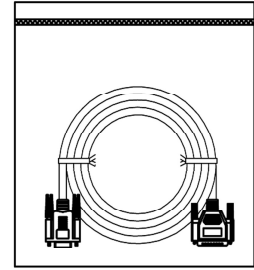


**Electrical character:**  
 1) 100% Open/short/Intermittent testing  
 2) Withstanding voltage: DC 300V AT 10ms.  
 3) Insulation resistance: 10M Ohm(min)  
 4) Conductive resistance: 5 Ohm(max)

**PIN ASSIGNMENT:**

DB 9P/F	DB 25P/M
1	8
2	3
3	2
4	20
5	7
6	6
7	4
8	5
9	22
SHELL	SHELL

Length	Tolerance
1ft	(305 +- 5 )
6ft	(1830 +- 25)
10ft	(3550 +- 30)



NO.	PART NAME	SPECIFICATION DESCRIPTION	QTY	UNIT
⑥	Thumbscrew	#4-40UNC,Nickel Plated,Molding PVC(Ivory)	4	PCS
⑤	Overmold	PVC,45Pa,Ivory	N/A	G
④	Innarmold	PE,Low density	N/A	G
③	DB_Conn	DB 25P/M,PIN G/F,Blue Insulation,Steel-Shell(Nickel Plated),Solder type	1	PCS
②	DB_Conn	DB 9P/F,PIN G/F,Blue Insulation,Steel-Shell(Nickel Plated),Solder type	1	PCS
①	Cable	30#(7/0.10CCS)×9C+D+A+PVC,Ivory,ØD5.0mm	N/A	MM

## My Cable Mart

DRAWN BY	DATE: 2014/11/03	DESCRIPTION: DB 9P F TO DB 25P M Cable
CHECKED BY	SHEET 1 of 1	
APPROVED BY	SCALE None	REV. 00    UNIT: mm